

Technical data sheet NEW NAUTILUS EVO SINGLE H16

1. DESCRIPTION

Formwork for the construction of lightened bi-directional slabs. Possibility to create large spans with flat intrados, the structural elements (beams and drop panels) can be contained in the slab thickness, also with high loads



2. TECHNICAL SPECIFICATIONS

Material	-	Graplene
Recycled material percentage	%	100
Colour	-	Black
Dimensions *	cm	52x52x H16
Lower spacer height	cm	0-4-5-6-7-8-9-10
Upper spacer height	cm	0,8
Formwork volume *	m ³ /pcs	0,0320
Installation time (formworks only)**	m ² /h/man	15
Punching resistance	daN	150
Fire resistance***	-	REI 180
Made in	-	Italy

* consider $\pm 1,5\%$ tolerance in these dimensions

** Installation time is purely indicative, and dependent by the project characteristics

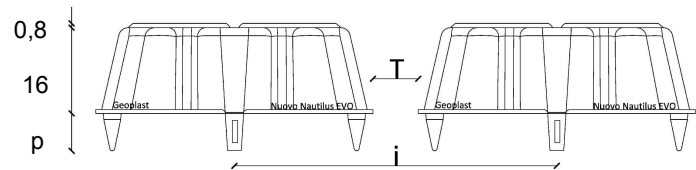
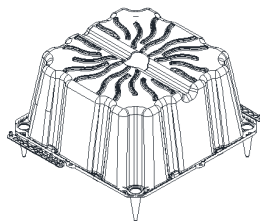
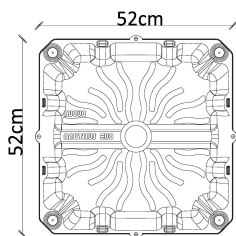
*** value with reference by UNI EN 1365-2:2002 e 1363-1:2012 executed on standard specimen of 2.98 x 7.33 m, thickness 28 cm and subjected to ultimate stressing moment of at least REI 180' with minimum 30mm of cover (EOTA).

3. CONCRETE CONSUMPTION CHART

Lower spacer height p	Beam T	Interax i	Formwork incidence	Concrete consumption full to the formwork	Concrete saving full to the formwork*
[cm]	[cm]	[cm]	[pcs/m ²]	[m ² /m ²]	[m ² /m ²]
0-4-5-6-7-8-9-10	12	64	2,44	0,08	0,08
0-4-5-6-7-8-9-10	14	66	2,30	0,09	0,07
0-4-5-6-7-8-9-10	16	68	2,16	0,09	0,07
0-4-5-6-7-8-9-10	18	70	2,04	0,09	0,07
0-4-5-6-7-8-9-10	20	72	1,93	0,10	0,06

* may also be taken into account the concrete saving due to the lower weight of the building.

4. TECHNICAL DRAWINGS



5. PACKAGING AND TRANSPORT

Product code	-	ENNAESH16XX
Code composition	-	1 formwork NUOVO NAUTILUS EVO DOUBLE with lower spacers included, 2 lateral spacers 10-20cm
Packaging size	cm	110 x 120 x H250
Type of packaging	-	Stacked and wrapped in plastic film on pallet
Quantity per pallet	pcs	400
Package gross weight*	kg	590

* weight may change by (± 10%)